Fig. 6

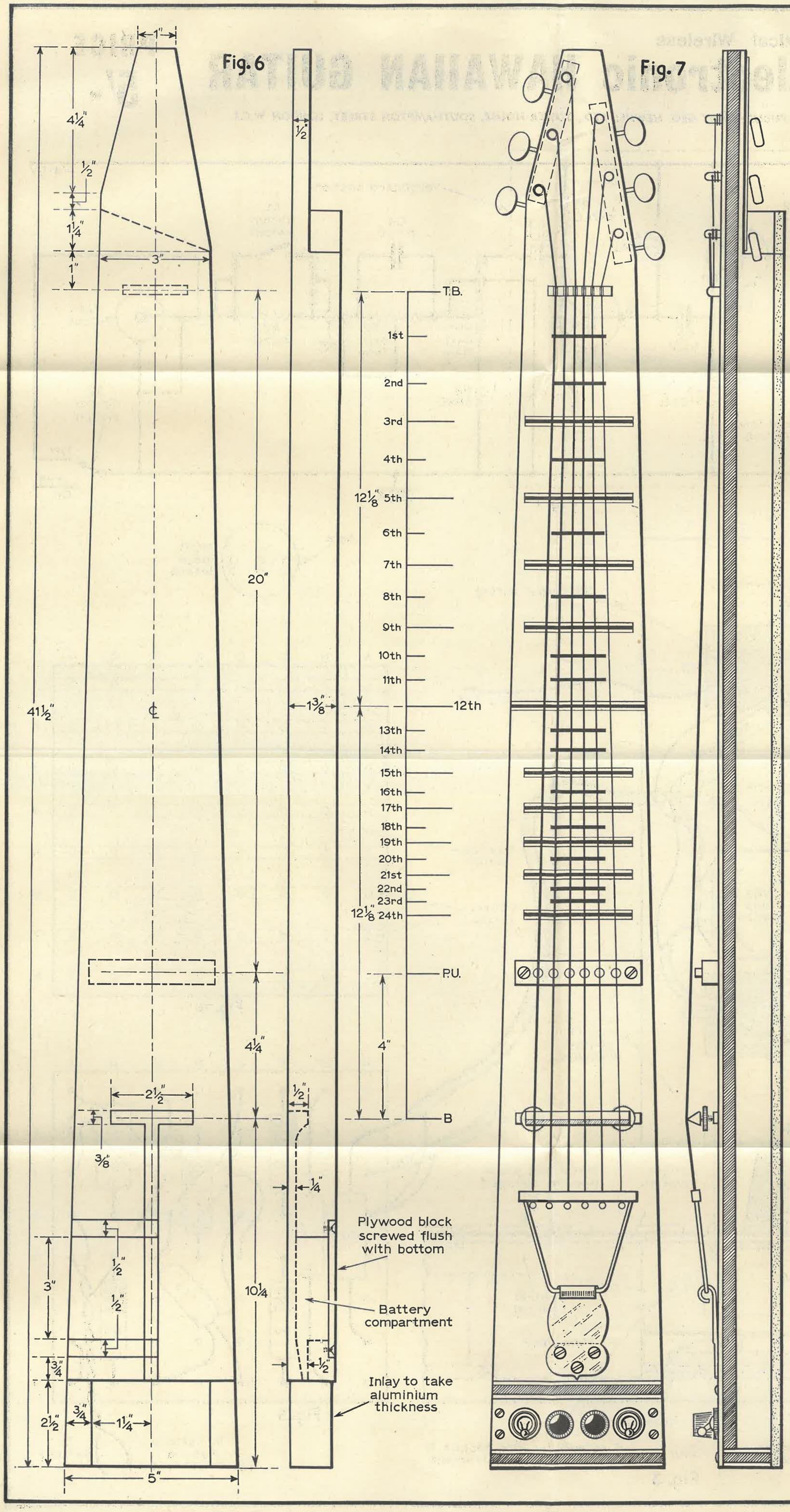

Fig. 7

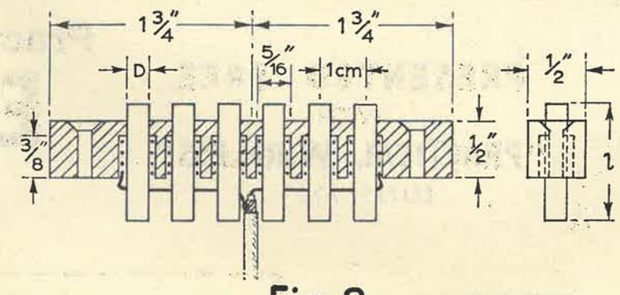

Fig. 8

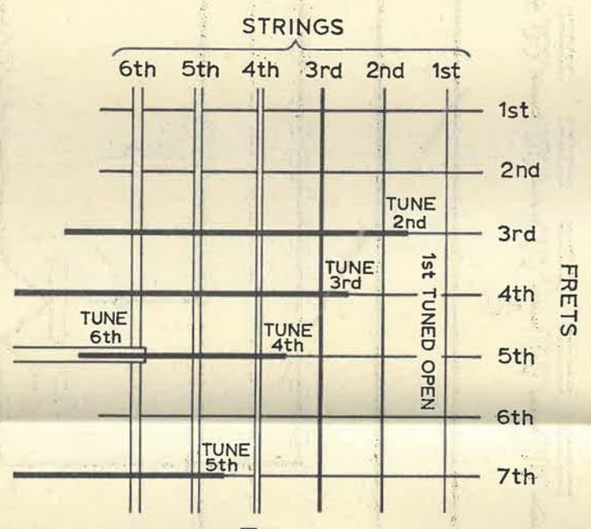

Fig. 9

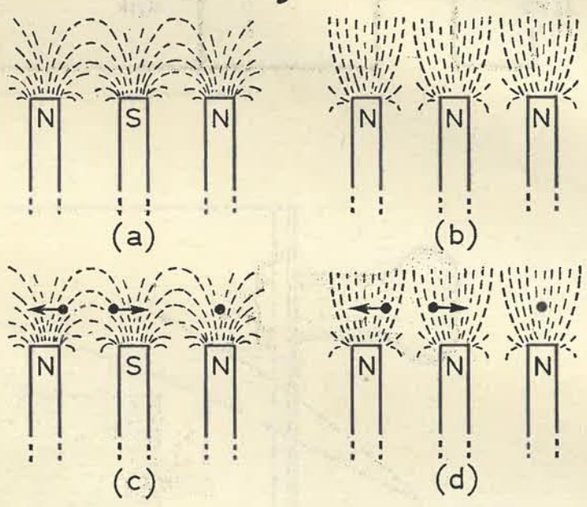

Fig. 10

FRET	DISTANCE FROM T.B.	FRET	DISTANCE FROM 12th
		13th	11/16"
1st	1 11/32"	14th	1 9/32"
2nd	2 19/32"	15th	1 15/16"
3rd	3 13/16"	16th	2½"
4th	4 31/32"	17th	3"
5th	6 1/32"	18th	3 17/32"
6th	7 3/32"	19th	4"
7th	8 1/32"	20th	4 15/32"
8th	8 31/32"	21st	4 15/16"
9th	9 13/16"	22nd	5 11/32"
10th	10 21/32"	23rd	5 11/16"
11th	11⅜"	24th	6 1/16"
12th	12⅛"	B	12⅛"

P.U. 4" FROM B

COMPONENTS LIST

Resistors:
R1 330kΩ R5 4·7kΩ
R2 22kΩ R6 68kΩ
R3 5·6kΩ R7 2·2kΩ
R4 470kΩ
All 10% ¼W carbon

Capacitors:
C1 4μF elect 6V
C2 10μF elect 6V
C3 8μF elect 6V
C4 0·1μF paper min

Potentiometers:
VR1, VR2 5kΩ lin. carbon

Transistors:
Tr1, Tr2, Tr3 OC71

Miscellaneous:
S1 Single pole on/off
S2 Single pole 2-way (see text)
SK1 Coaxial chassis-mount socket
Battery, 4·5V Ever Ready 1289. Veroboard, 2in. x 2in. 36 s.w.g. copper-enamelled wire. 6 magnets. Coaxial cable (microphone type). 2 control knobs. Brass block 3½ x ½ x ½in. 4in. length of 6in. x 1⅜in. (final measurement when planed) soft wood. Formica 4 x 1in. 5yds. edging ½in. width, flat. Hawaiian guitar strings (Cathedral). Adjustable metal bridge and upper bridge. Tailpiece. One pair of geared winding keys. Plectrum. Steel bar. Pitch pipes.