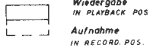
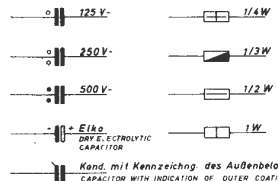
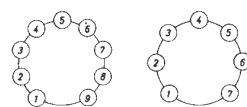


Spannungen bei  
ALL VOLTAGES MEASURED



Wiedergabe  
IN PLAYBACK POS.  
Aufnahme  
IN RECORD POS.

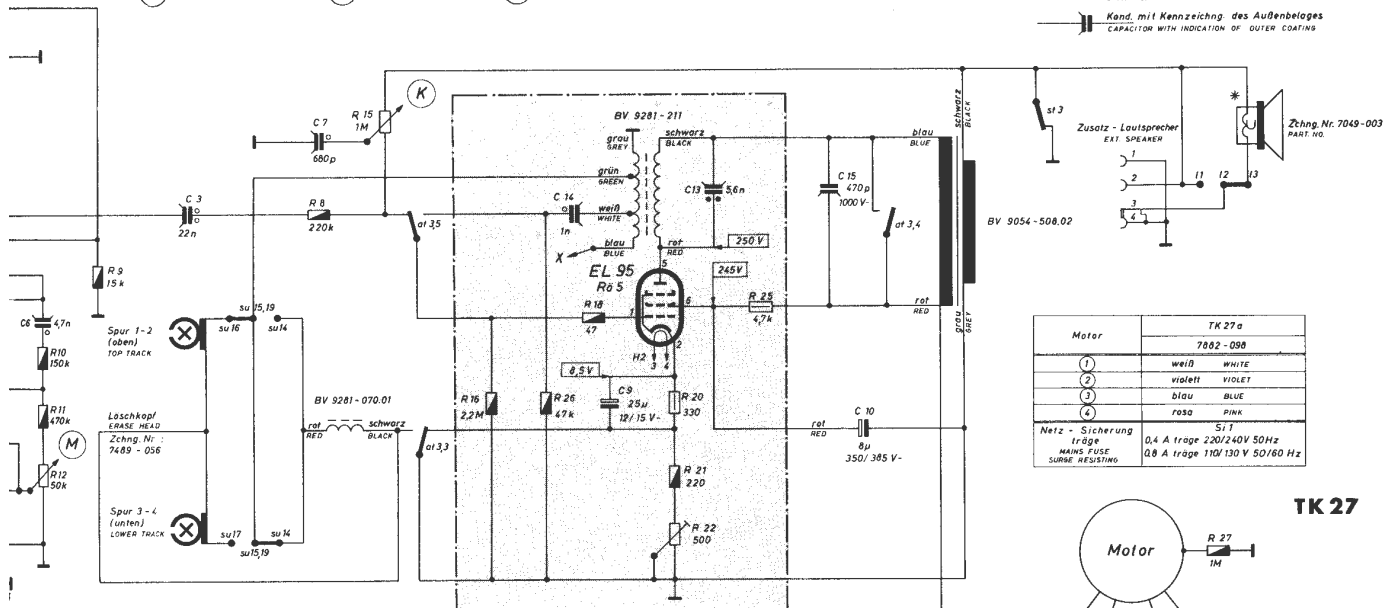
ohne Signal mit GRUNDIG RYM Typ 6062  
(R<sub>i</sub> = 30 MΩ) gegen Chassis gemessen.  
WITHOUT SIGNAL WITH GRUNDIG RYM TYPE 6062 (158)  
TO CHASSIS (INPUT RESISTANCE 30 MΩ)



**P/L** Pegel - Lautstärkereger  
REC. LEVEL - VOLUME CONTROL

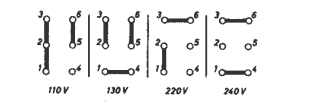
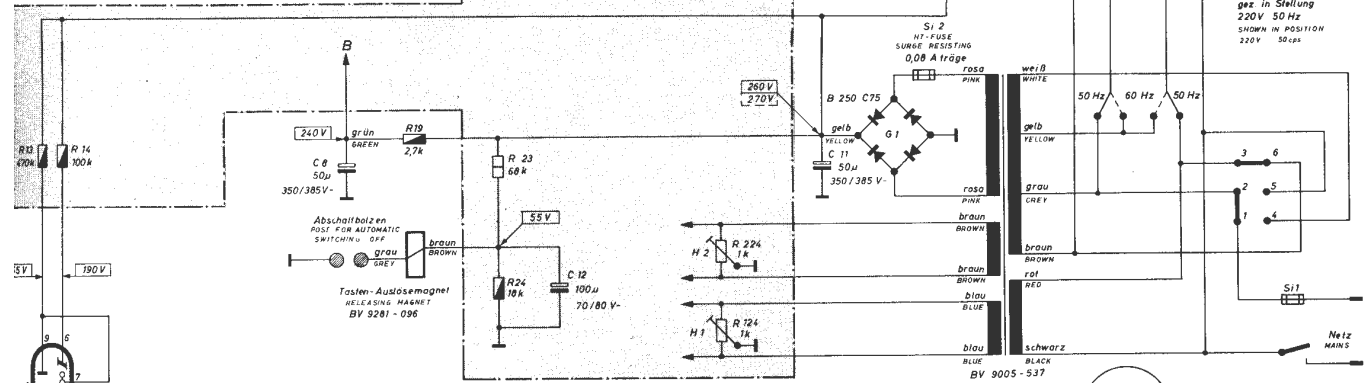
**K** Klang - Regler  
TONE - CONTROL

**M** Multiplay - Regler  
MULTIPLAY - CONTROL



Motor	TK 27 a
	7062 - 098
(1)	weiß WHITE
(2)	violett VIOLET
(3)	blau BLUE
(4)	rosa PINK
Netz - Sicherung träge Mains Fuse SURGE RESISTING	
	Si 1 0,4 A träge 220/240V 50Hz 0,8 A träge 110/130 V 50/60 Hz

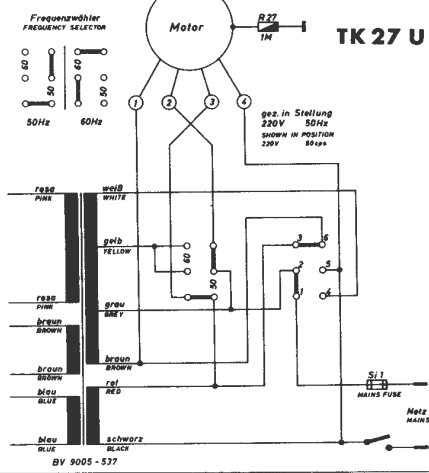
TK 27



Kontaktfedersätze CONTACT SETS	1	2	3	4	5	6
a1 1 = Aufnahmefaste RECORDING BUTTON	u	a	u	u	r	u
a1 2 = Aufnahmefaste RECORDING BUTTON	u	u	u	u	r	u
a1 3 = Aufnahmefaste RECORDING BUTTON	u	r	u	a	u	
a1 4 = Aufnahmefaste RECORDING BUTTON	r					
St = Startfaste START BUTTON	a	a	r			

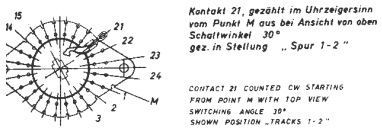
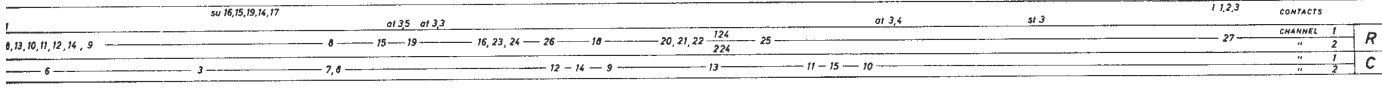

Nummer der Federsätze von der  
Betätigungsseite aus gezählt.  
CONTACTS ARE COUNTED FROM  
OPERATING DEVICE

a = Arbeitskontakt  
WORKING CONTACT  
r = Ruhekontakt  
REST CONTACT  
u = Umschaltkontakt  
CHANGEOVER CONTACT



TK 27 U

Kontaktfedersätze CONTACT SETS	
Startfaste START BUTTON	Aufnahmefaste RECORDING BUTTON
a1 1 ... 3	a1 11 ... 16
a1 21 ... 26	a1 31 ... 35
a1 41	



TK 27 - TK 27 U

(39-5077-1000)

(39-5077-3100)